



SERIE **025L** ■

PNEUMATIC COUPLINGS
PNEUMATISCHE KUPPLUNGEN



DRY-BREAK **LECKARME AUSFÜHRUNG**
DOUBLE SHUT OFF **BEIDSEITIG ABSPERRBAR**

Interchangeability - Kompatibilität
RECTUS 25KL

Temperature Range - Temperaturbereich
-20°C +100°C (-4°F +212°F)

Working Pressure - Betriebsdruck
0 - 8 bar (0 - 116 PSI)

Flow capacity - Nennweite
NW - 7.4

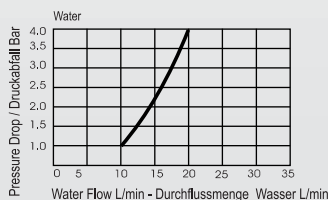
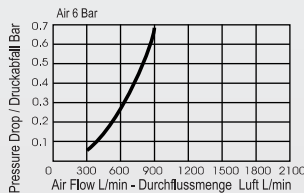
Option - Optionen

- K - Chrome plated - verchromt
- KN - Chemical nickel plated
- S - Stainless Steel (S3:AISI 303, S6:AISI 316TI)
- T = NPTF Thread (NPT) -
- V - Viton Seal - Viton Dichtung

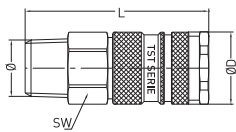
For optional orders please add the symbol of your option end of the order no.
Bei Optionsbestellungen Kennbuchstabe bitte hinzufügen (Beispiel: 025 RGB 13-K-V)

Material - Material

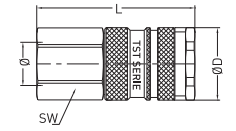
- Coupler Body - Kupplungsgrundkörper : Brass Nickel Plated - Messing vernickelt
- Sleeve - Hülse : Brass Nickel Plated - Messing vernickelt
- Valve - Ventil : Brass Nickel Plated - Messing vernickelt
- Springs - Federn : Stainless Steel - Edelstahl
- Balls - Kugeln : Stainless Steel - Edelstahl
- Seals - Dichtungen : Nitrile (Ni) - NBR (Ni)
- Plug - Nippel
- Plug Profile -Stecker Profil : Brass Nickel Plated - Messing vernickelt
- Back Body - Hinterteil : Brass Nickel Plated - Messing vernickelt
- Valve - Ventil : Brass Nickel Plated - Messing vernickelt
- Spring - Federn : AISI 301
- Seal - Dichtungen : Nitrile (Ni) - NBR (Ni)



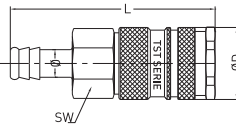
Couplers and Plugs
Kupplungen und Nippel



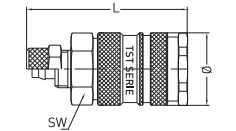
Male Thread Coupling
Kupplung mit Aussengewinde



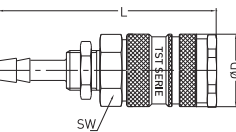
Female Thread Coupling
Kupplung mit Innengewinde



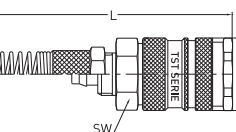
Standard Hose Barb Coupling
Kupplung mit Schlauchfülle



Plastic Hose Coupling
Kupplung für Kunststoffschlauch



Panel Mount Standard Hose Coupling
Kupplung mit Schottverschraubung
Schlauchanschluss



Plastic Hose Coupling With Spring
Kupplung für Kunststoffschlauch
mit Knickschutzfeder

Connection Anschlüsse	Order No Bestellnr.	SW	L	ØD
-----------------------	---------------------	----	---	----

BSPT 1/4"	025 RGL 13	19	60	23
BSPT 3/8"	025 RGL 17	19	60	23
BSPT 1/2"	025 RGL 21	22	60	23
BSP 1/4"	025 EGL 13	19	58	23
BSP 3/8"	025 EGL 17	19	58	23
BSP 1/2"	025 EGL 21	22	59	23
M 14x1,5	025 EGLM 14	19	58	23
M 16x1,5	025 EGLM 16	19	59	23
M 18x1,5	025 EGLM 18	19	59	23

BSP 1/4"	025 DGL 13	19	55	23
BSP 3/8"	025 DGL 17	19	55	23
BSP 1/2"	025 DGL 21	24	57	23
M 14x1,5	025 DGLM 14	19	54	23
M 16x1,5	025 DGLM 16	19	54	23

6 mm - 1/4"	025 HGL 06	19	71	23
8 mm - 5/16"	025 HGL 08	19	71	23
9 mm - 5/14"	025 HGL 09	19	71	23
10 mm - 3/8"	025 HGL 10	19	71	23
13 mm - 1/2"	025 HGL 13	19	71	23

6 x 8 mm - M12x1	025 PGL 06	19	60	23
8 x 10 mm - M16x1	025 PGL 08	19	64	23
9 x 12 mm - M16x1	025 PGL 09	19	64	23

6 mm - M12x1	025 MGL 06	19	76	23
8 mm - M12x1	025 MGL 08	19	80	23
10 mm -BSP 1/4"	025 MGL 10	19	87	23

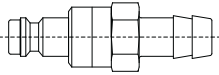
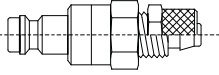
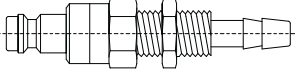
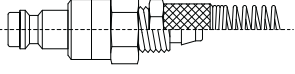
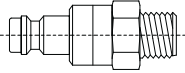
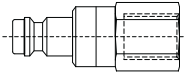
6 x 8 mm - M12x1	025 YGL 06	19	140	23
8 x 10 mm - M16x1	025 YGL 08	19	165	23
9 x 12 mm - M16x1	025 YGL 09	19	165	23

PNEUMATIC COUPLINGS
PNEUMATISCHE KUPPLUNGEN

SERIE 025L

DRY-BREAK **LECKARME AUSFÜHRUNG**
DOUBLE SHUT OFF **BEIDSEITIG ABSPERRBAR**



Couplers and Plugs Kupplungen und Nippel	Connection Anschlüsse	Order No Bestellnr.	SW	L
 Standard Hose Barb Plug Nippel mit Schlauchtülle	6 mm - 1/4"	025 HUL 06	21	60
	8 mm - 5/16"	025 HUL 08	21	60
	9 mm - 5/14"	025 HUL 09	21	60
	10 mm - 3/8"	025 HUL 10	21	60
	13 mm - 1/2"	025 HUL 13	21	60
 Plastic Hose Plug Nippel für Kunststoffschlauch	4 x 6 mm - M10x1	025 PUL 04	21	47
	6 x 8 mm - M12x1	025 PUL 06	21	52
	8 x 10 mm - M16x1	025 PUL 08	21	56
	9 x 12 mm - M16x1	025 PUL 09	21	65
 Panel Mount Standard Hose Plug Nippel mit Schottverschraubung Schlauchanschluss	6 mm - M12x1	025 MUL 06	21	62
	8 mm - M12x1	025 MUL 08	21	65
	10 mm - M14x1	025 MUL 10	21	74
 Plastic Hose Plugs With Spring Nippel für Kunststoffschlauch mit Knickschutzfeder	4 x 6 mm - M10x1	025 YUL 04	19	120
	6 x 8 mm - M12x1	025 YUL 06	19	135
	8 x 10 mm - M16x1	025 YUL 08	19	150
	9 x 12 mm - M16x1	025 YUL 09	19	150
 Male Thread Plug Nippel mit Aussengewinde	BSPT 1/8"	025 RUL 10	22	43
	BSPT 1/4"	025 RUL 13	22	43
	BSPT 3/8"	025 RUL 17	22	45
	BSPT 1/2"	025 RUL 21	22	46
	M 14x1,5	025 EULM 14	22	44
	M 16x1,5	025 EULM 16	22	44
M 18x1,5	025 EULM 18	22	45	
 Female Thread Plug Nippel mit Innengewinde	BSP 1/8"	025 DUL 10	22	43
	BSP 1/4"	025 DUL 13	22	43
	BSP 3/8"	025 DUL 17	22	43
	BSP 1/2"	025 DUL 21	24	46
	M 14x1,5	025 DULM 14	22	43
	M 16x1,5	025 DULM 16	22	43
	M 18x1,5	025 DULM 18	22	43